







How to separate and dispose of household waste (英語)

Household waste must be placed at the designated pick up point by **8:30 a.m.** on each pick up days.
 You can find municipal designated waste bags at supermarkets, drugstores, convenience stores, etc.

<p>Burnable waste</p>		<p>Every Wednesday & Saturday Put into the green waste bag.</p>
<p>Plastic resource</p>		<p>Every Monday Put into the recycling bag.</p>
<p>Cans</p>	<p style="text-align: right;">Yellow container</p>	<p>Every Tuesday Put into the container.</p>
<p>Glass Bottles</p>		<p>Second & Fourth Tuesday Every month Put into the container According to the color.</p>
<p>Metal, Composite material products</p>		<p>Fourth Tuesday Every month Put into each containers</p>
<p>Ceramics, Glass</p>		<p>Second Tuesday Every month Put into each containers</p>
<p>Recyclable resources</p> <p style="font-size: small;">Caps and labels are plastic waste</p>	<p>Put into the recycling bag.</p> <p style="text-align: center;">Tie crosswise with string.</p>	<p>First & Third Thursday Every month</p>
<p>Harmful waste. Dangerous waste.</p>		<p>Third Saturday Every month Put into the container.</p>
<p>Oversized garbage</p>	<p style="text-align: center;">Items that cannot fit into waste bags or containers are oversized garbage.</p>	<p>Bring it to the Cleaning Center directly or reserve the pick up over the telephone. (0223-35-3020)</p>
<p>Special waste (Ask specialized company or a retailer to handle your items)</p>		

■ Tips for separating household waste

Burnable waste		<ul style="list-style-type: none"> • Use burnable waste bags. Drain water from food waste properly before putting into the bag. • Large items such as carpets, curtains should be cut within 60cm each side. • Pieces of wood etc. should be cut less than 60cm, and a thickness less than 10cm.
Plastic resource		<ul style="list-style-type: none"> • Use recycled resource bags. Items with “plastic containers and packaging mark”.(See left) • Items that are packaging or containers for goods or products (food trays, cushioning materials, Styrofoam(polystyrene foam), plastic egg cartons, shampoo bottles, etc.) • Plastic products with a side length of less than 50cm (plastic products such as hangers, toys, washbasins, etc.) <p>*Battery-operated and rechargeable products are composite material products (the batteries go to “Harmful waste”).</p> <p>*If stains would not come out, the item goes to burnable waste.</p>
Cans	 	<ul style="list-style-type: none"> • Put into a specific container. Only for beverage and food cans. All other items should be disposed of as metal products. Wash beforehand. <p>* The spray cans must be used completely, and dispose of them as dangerous waste.</p>
Glass Bottles		<ul style="list-style-type: none"> • Put into specific containers according to each color. Only for beverage and food bottles. All other items should be disposed of as glass waste. Wash beforehand. <p>*Bottles that are oily or dirty and cosmetic bottles should be disposed of as glass waste.</p>
Recyclable resources		
Papers and Wrapping paper.		<ul style="list-style-type: none"> • Use recycled resource bags. Items with a paper mark are accepted. • This also applies to notebooks, paper cores, and drawing paper (paper without the paper mark). <p>*Items that are not acceptable (such as sealed postcards, photo paper, thermal paper such as receipts, carbon paper, and stained items) should be disposed of as burnable waste.</p>
Plastic bottles		<ul style="list-style-type: none"> • Use recyclable resource bags. Items with a PET mark. Wash lightly. Remove the labels and caps, and put them into the bag of “Plastic resource.”
Card board boxes		<ul style="list-style-type: none"> • Tie crosswise with string.
Paper packs		<ul style="list-style-type: none"> • Tie with string. Only with a paper carton mark. Wash with water, open and dry before disposing.*Items with aluminum foil inside should go to papers and wrapping paper bag.
Newspaper		<ul style="list-style-type: none"> • Tie crosswise with string. It is not necessary to separate newspapers and flyers (advertising).
Magazines		<ul style="list-style-type: none"> • Tie crosswise with string. Weekly magazines, books, magazines, books, copy paper, etc. Unnecessary to remove the cover page.
Old clothes		<ul style="list-style-type: none"> • Tie crosswise with string. It must be made of 50% or more cotton. Wool materials should be disposed of as burnable waste.
Glass		<ul style="list-style-type: none"> • Put into a specific container for non-food/beverage bottles, broken bottles, and glass.
Ceramics		<ul style="list-style-type: none"> • Put into a specific container for ceramic tableware, pots, vases, etc. Roof tiles, etc. are construction waste and not suitable for ceramic waste container.
Metal		<ul style="list-style-type: none"> • Put into a specific container. Suitable for metal products and non-food/beverage cans within following size: length 35cm, width 50cm, height 25cm
composite material product		<ul style="list-style-type: none"> • Put into a specific container. Items made of more than two materials including metal, within following size : length 35 cm, width 50 cm, height 25 cm
Harmful waste Dangerous waste		<ul style="list-style-type: none"> • Put into a specific container. Items that contain harmful substances, such as thermometers, fluorescent tubes, light bulbs, and dry-cell batteries, as well as explosive items such as fireworks (sparklers), and knives. • Gas cartridges and spray cans should be disposed of only after being used completely. (Unnecessary to puncture the item). • Sharp objects such as knives and cutter blades are dangerous, so wrap them with newspaper and write down "危険(or きけん)" on them.
Oversized garbage		<ul style="list-style-type: none"> • Any other items above that do not fit into the designated garbage bags or containers are oversized garbage and you cannot leave them at garbage collection site. Please take them directly to the Cleaning Center.
Special waste		<ul style="list-style-type: none"> • TVs, air conditioners, refrigerators/freezers, washing machines/clothes dryers, computers, bikes, etc. must be disposed in particular ways. (See the garbage collection calendar of your town.) • Construction waste, gas cylinders, batteries, fire extinguishers, harmful chemicals/pesticides, agricultural vinyl (including fertilizer bags), stones, etc. cannot be disposed of at the Cleaning Center. Ask specialized company or a retailer to handle your items.